

FULL BOOST AHEAD.



THE AWE S-FLO CARBON INTAKE FOR THE BMW G8X M4/M3/M2

The S-FLO Carbon Intake combines genuine 2x2 carbon fiber construction with precision-machined aluminum components to deliver power, response, and intoxicating sound—all with factory-like fitment, zero compromise, and check engine light-free performance. Presenting the AWE S-FLO Carbon Intake for the BMW G8X M4/M3/M2.



AWE S-FLO CARBON INTAKE FOR BMW G8X M4/M3/M2

- 4.5" diameter filter outlet
- 142% increase in air filter surface area over stock
- S-FLO Filter with inverted cone design for increased flow
- S-FLO Filter is washable and oil-less
- Max gains of +14 horsepower +9 lb-ft of torque at the wheels
- Machined aluminum intake-to-turbo adapter, for premium fitment
- Louvers to direct sound at the driver
- Machined aluminum mounting points
- No tune required
- Genuine 2x2 carbon construction
- UV-stabilized resin and clear coat
- Simple to install (vs the competition)
- Designed, engineered, and tested in-house at AWE
- Perfect fitment, guaranteed
- AWE No Check Engine Light Guarantee

AWE S-FLO CARBON INTAKE FOR BMW G8X M4/M3/M2


| SKU | APPLICATION | EDITION | SYSTEM TYPE | CONSTRUCTION | FILTER MATERIAL | WASHABLE | OILED | HARDWARE INCLUDED | TUNE REQUIRED |
|------------|----------------------|---------|-----------------|------------------|-----------------|----------|-------|-------------------|---------------|
| 2660-15489 | 21+ BMW G8X M4/M3/M2 | S-FLO | Cold Air Intake | 2x2 Carbon Fiber | Cotton | Yes | No | Yes | No |



Machined aluminum intake-to-turbo adapters provide a robust, leak-free connection.




Factory mounting locations are kept with rigid machined aluminum mounting posts.



Massive oil-less, washable filters provide a 142% increase in filter surface area.



Integrated air box louvers direct intoxicating turbo sounds to the driver.



The AWE S-FLO Carbon Intake is a direct replacement for the factory intake, providing +14 hp & +9 lb-ft of torque at the wheels on stock software. Bolt-on and go.



**+14 HP
+9 WTQ**



**142% INCREASE IN
FILTER SURFACE AREA
COMPARED TO STOCK**



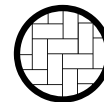
**4.5" DIAMETER
FILTER OUTLET**



**GUARANTEED
PERFECT FITMENT**



**HAND-WASHABLE
AND OILESS FILTER**



**2X2 TWILL CARBON
FIBER CONSTRUCTION**



**UV-STABILIZED RESIN
AND CLEAR COAT**



**NO CEL
GUARANTEED**