

REAR DIFF SKID PLATE

2024+ TOYOTA TACOMA
SPTT1-11



TOOLS REQUIRED

- + 14mm socket
- + #6 Allen tool/socket
- + 14mm wrench
- + Safety Glasses

SKILL LEVEL

- + Novice
- + 1 (you) to 2 persons

Little skill level required, you can easily install it by yourself however, additional help will be useful to prevent injury or damage.

TIME REQUIRED

- + Approximately 1.5 Hour

WARNINGS/CAUTIONS BEFORE STARTING INSTALLATION

Before you install this kit – Read and understand all instructions, warnings, cautions, and notes contained in this installation instruction guide. Consult your vehicle owner's manual for proper disconnection of electrical and lifting of vehicle if required for installation of this product.

This install may require some technical skills and knowledge of basic mechanical work. If you do not feel that you are capable of performing this install please take this product to a trained professional.

After reading this guide please contact us with any questions or concerns before installing product.
Customer Service: 855-680-9595

DV8 Offroad is not responsible for any bodily injury or harm to you or your vehicle as a result of an improper install.

Proper installation of this kit required knowledge of the factory recommended procedures for removal and installation of original equipment components. We recommend that the factory shop manual and any special tools needed to service your vehicle be on hand during the installation. Installation of this kit without proper knowledge of the factory recommended procedures may affect the performance of these components and the safety of the vehicle

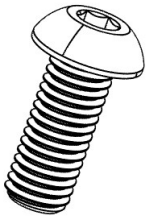
• Always wear eye protection when operating power tools

Inspect all contents of this package to make sure product is not damaged and all installation hardware has been included. If parts are missing from kit, please be prepared to provide the following information

1. Name of purchase location
2. Bar Code on side of box
3. Date above bar code
4. Date inside box cover

HARDWARE INCLUDED

Begin by unpacking all items and inspecting for missing pieces or damage. If you have any concerns, please contact the company the product was purchased from. Extra hardware may be included with the product.



(4) M10x25mm
Allen Bolts



(4) M10 Split
Washers





(4) M10 Flat
Washers

PARTS INCLUDED



STEP 1 | REMOVE (4) 14MM NUTS SHOWN HERE ON THE DIFFERENTIAL.




STEP 2 | PLACE THE SKID PLATE OVER THE DIFFERENTIAL. SLIDE THE SKID PLATE INTO THE (4) STUDS.

NOTE: BE SURE NOT TO MOVE OR DISTURB THE DIFFERENTIAL TO PREVENT THE SEAL FROM BREAKING AND POSSIBLE OIL LEAK.



STEP 3 | MAKE SURE THE SKID PLATE IS ALIGN CORRECTLY.



STEP 4 | USING THE ORIGINAL HARDWARE AND A 14MM SOCKET AND WRENCH, INSTALL THE (4) 14MM NUTS BACK TO THE DIFFERENTIAL.



STEP 5 | ONCE THE (4) NUTS ARE SECURED, INSTALL SKID PLATE BRACKET OVER THE DRIVESHAFT.



STEP 6 | LOOSELY INSTALL (4) M10X25 ALLEN BOLT, SPLIT WASHER, AND FLAT WASHERS.



STEP 7 | PUSHING UP ON THE SKID PLATE, AND DOWN ON THE U-BRACKET, SECURE USING AN #6 ALLEN SOCKET/WRENCH, SECURE THE BOLTS.



STEP 8 | MAKE SURE ALL BOLTS AND NUTS ARE SECURED, ROTATE DRIVESHAFT AND OTHER MOVING COMPONENTS TO MAKE SURE THEY ARE NOT TOUCHING THE SKID PLATE.



CONGRATULATIONS

YOU ARE FINISHED WITH THE INSTALL OF THE 24+ TACOMA REAR DIFF SKID.

+ SHARE YOUR PICS

WE LOVE SEEING HOW OUR CUSTOMERS USE THEIR DV8 OFFROAD PRODUCTS AND FOLLOWING ALONG WITH YOUR ADVENTURES. TAG US IN YOUR PHOTOS @DV8OFFROAD.WE ENJOY SHARING CUSTOMER PHOTOS ON OUR FEED.



+ WRITE A REVIEW

ARE YOU HAPPY WITH YOUR NEW DV8 OFFROAD PRODUCT? WE WOULD LOVE TO HEAR AND SEE YOUR EXPERIENCE. VISIT THE PRODUCT PAGE AND CLICK "WRITE A REVIEW". ADD A SHORT REVIEW AND UPLOAD A FEW PHOTOS TO BE FEATURED ON THE PRODUCT PAGE.

WWW.DV8OFFROAD.COM

+ NEED HELP?

IF YOU ARE HAVING ANY ISSUES WITH YOUR PRODUCT, PLEASE REACH OUT. DV8 OFFROAD IS A COMPANY OF OFF ROAD ENTHUSIASTS THAT DESIGN AND USE OUR OWN PRODUCTS, SO WE WANT YOU TO BE JUST AS STOKED ON YOUR NEW PARTS AS WE ARE.

P. 855.680.9595

E. SALES@DV8OFFROAD.COM

