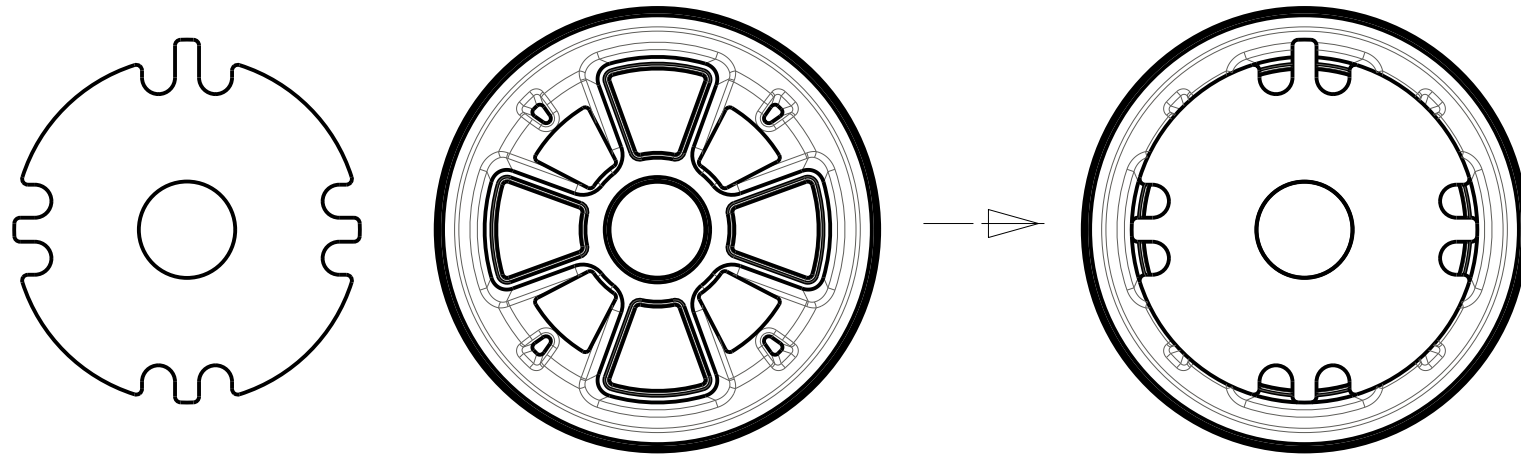
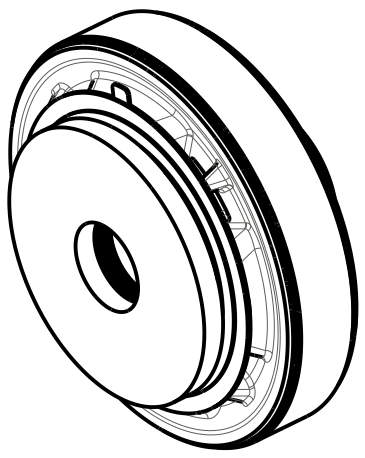


— PROPRIETARY —
 THIS DOCUMENT CONTAINS CONFIDENTIAL, PROPRIETARY INFORMATION THAT IS FOX PROPERTY. DO NOT DISCLOSE TO OR DUPLICATE FOR OTHERS EXCEPT AS AUTHORIZED BY FOX.

REVISIONS				
ZONE	REV	DESCRIPTION	DATE	APPROVED
	A	PRODUCTION RELEASE	11/09/16	EK / BS
	B	CHANGED FORMAT, REMOVED NUT	01/18/21	BS
	C	CHANGED PISTON PN ON DRAWING ONLY	12/15/21	GH / CL

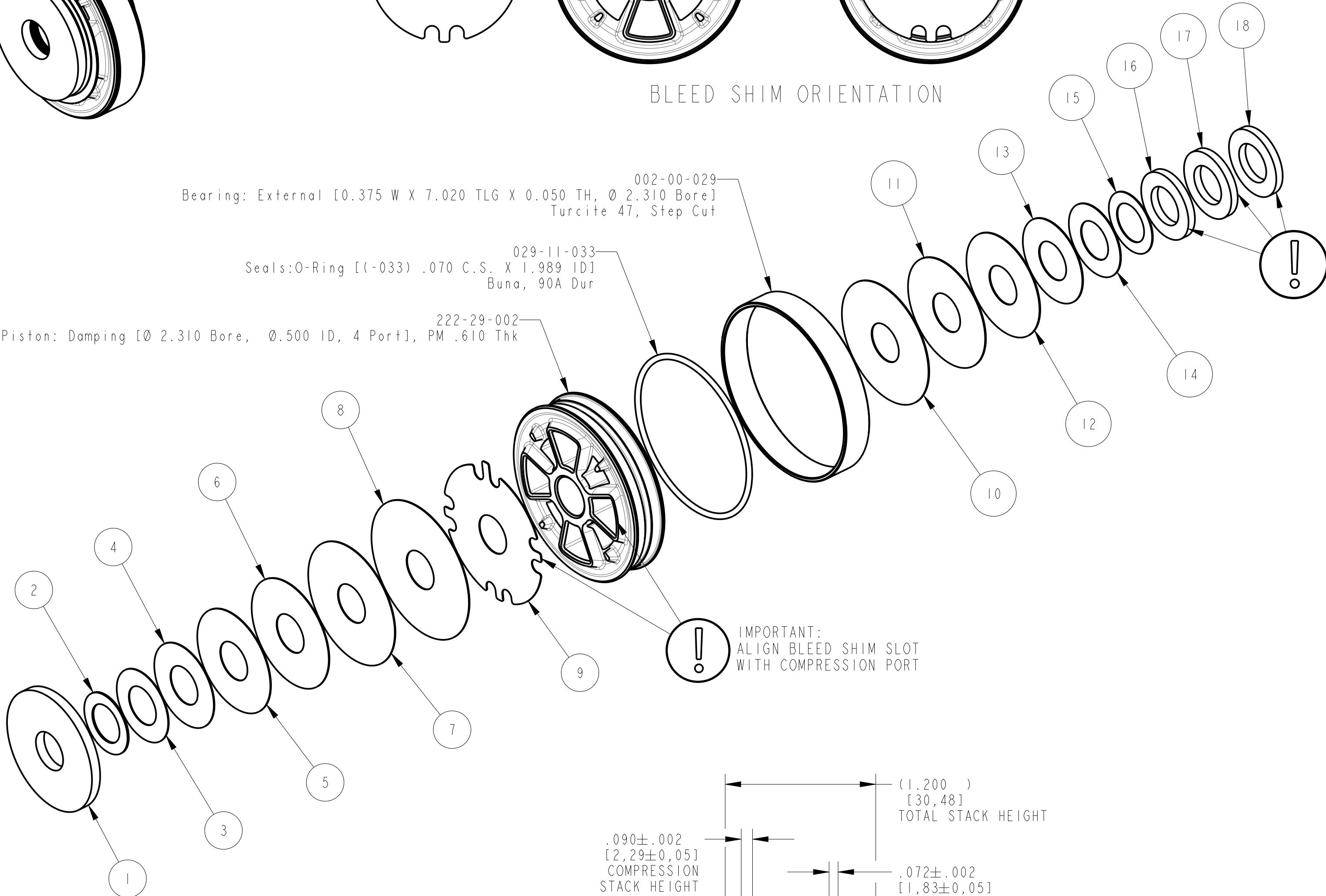


BLEED SHIM ORIENTATION

Bearing: External [0.375 W X 7.020 TLG X 0.050 TH, Ø 2.310 Bore] Turcite 47, Step Cut
 002-00-029

Seals: O-Ring [(-033) .070 C.S. X 1.989 ID] Buna, 90A Dur
 029-11-033

Piston: Damping [Ø 2.310 Bore, Ø .500 ID, 4 Port], PM .610 Thk
 222-29-002

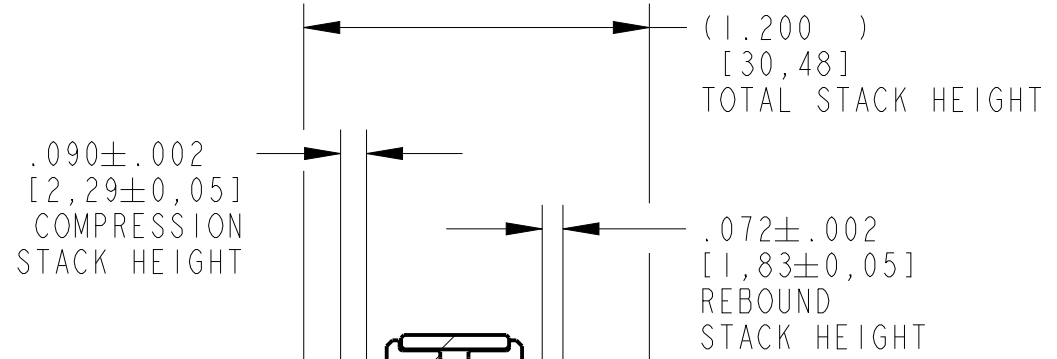


IMPORTANT: SHARP EDGE TOWARDS PISTON

IMPORTANT: ALIGN BLEED SHIM SLOT WITH COMPRESSION PORT

COMPRESSION VALVING		
ITEM	FOX PART #	VALVE OD X THK
1	050-00-001-A	1.570 X .128 (TO)
2	041-20-080-A	.800 X .020
3	041-10-095-A	.950 X .010
4	041-10-110-A	1.100 X .010
5	041-10-135-A	1.350 X .010
6	041-10-142-A	1.425 X .010
7	041-10-160-A	1.600 X .010
8	041-10-180-A	1.800 X .010
9	070-10-180	1.800 X .010 (DB)

PISTON POSITION		
REBOUND VALVING		
ITEM	FOX PART #	VALVE OD X THK
10	041-12-160-A	1.600 X .012
11	041-12-142-A	1.425 X .012
12	041-12-135-A	1.350 X .012
13	041-12-110-A	1.100 X .012
14	041-12-095-A	.950 X .012
15	041-12-080-A	.800 X .012
16	050-01-018-A	.875 X .100 (BU)
17	050-01-018-A	.875 X .100 (BU)
18	050-01-018-A	.875 X .100 (BU)



NOTES:
 1. FIRST APPLICATION: 2.5 PS REMOTE RESERVOIR 7/8" SHAFT COILOVER
 2. ASSEMBLE PER MFG PROCESS 605-04-073

UNLESS OTHERWISE SPECIFIED: DIMENSIONS ARE IN INCHES (MM) CLOCKING OF FEATURES IS NOT IMPORTANT		PER ASME Y14.5-2018		FOX FOX FACTORY, INC.	
DEV PROJECT #:		APPROVALS		TITLE	
TOLERANCES ARE: DECIMALS .XX [.X] ±.01 [0, 25] .XXX [.XX] ±.005 [0, 13]		DWN. BY E. KENYON		DATE 11/09/16	
ANGLES ± 1°		CHK. BY		MFG.	
THIRD ANGLE PROJECTION		ENG. B. SMITH		DATE 11/09/16	
MFG.		QC.		SIZE C	
DWG. NO. 807-24-302		PLOT SCALE: DO NOT SCALE		SHEET: 1 OF 1	