

ORACLE LIGHTING

INSTALLATION INSTRUCTIONS

RGB+W LED ROCK LIGHTS

PART# 5895


REV.02.04.2025

ROCK LIGHTS

BEFORE YOU GET STARTED:

If you have not already watched the installation video please review for the latest information regarding the controller, the App, and the Installation of the device.

WATCH THE DIY INSTALLATION VIDEO GUIDE:




WATCH
THE
VIDEO

vimeo

www.vimeo.com/736572825

ROCK LIGHT CONTROLLER OVERVIEW:



A- Rock Light Bluetooth Control Box

B- Fuse Holder- 10 AMP Mini

C- Output Splitter Hub

D- RGBW Connector (Connect to Rock Lights)

E- DC Power Cable (Connect to + Power 12-24VDC)

F- Ground Cable (Connect to solid chassis ground or Battery - post)


INSTALLATION STEPS:

- 1- Disconnect negative battery post while working with vehicle electronics.
- 2- Find suitable location for the control box near the battery away from water and heat.
- 3- Mount control box using strap clamp mounts on the bottom of the control box.
- 4- Connect Rock lights to the output cables. Cap off any outputs not being used.
- 5- Connect Positive (Red) Power Wire to Battery + Terminal
- 6- Connect Negative (Black) Ground Cable to Chassis Ground of Battery - Terminal.
- 7- Reconnect negative battery post.
- 8- Download and install ColorSHIFT™ PRO App and enable all Permissions.
- 9- Connect to the Device in the App and Switch Device to "ON" Position.



WARNING

THIS PRODUCT CONTAINS A BUTTON BATTERY
If swallowed, a lithium button battery can cause severe or fatal injuries within 2 hours.
Keep batteries out of reach of children.
If you think batteries may have been swallowed or placed inside any part of the body, seek immediate medical attention.



ORACLE LIGHTING

INSTALLATION INSTRUCTIONS

COLORSHIFT PRO APP GUIDE

PART# 5895

REV.02.04.2025

ROCK LIGHTS

DOWNLOAD THE PRO APP:

Available for free download from the App Store or Google Play, the ORACLE ColorSHIFT PRO App. **Be sure to allow all permissions for trouble free use.**



GET IT ON
Google Play



Download on the
App Store



With the new ORACLE ColorSHIFT® PRO App, you can seamlessly control your lighting system with precision and ease. The app allows you to power your lights on and off, choose from a wide range of color variations and custom illumination patterns, adjust brightness levels, modify pattern speed, and synchronize your lights with sound or music through the dedicated sound features panel.

SMARTPHONE APP INTERFACE:



Click the Menu Bar then this drop down to see available devices in range.

STEP1:

Connect to Device



To turn the device on first connect then click the power icon Green Icon is "ON"

STEP2:

Turn On Device



Adjust the overall brightness with this slider here. Select color from the wheel.

STEP3:

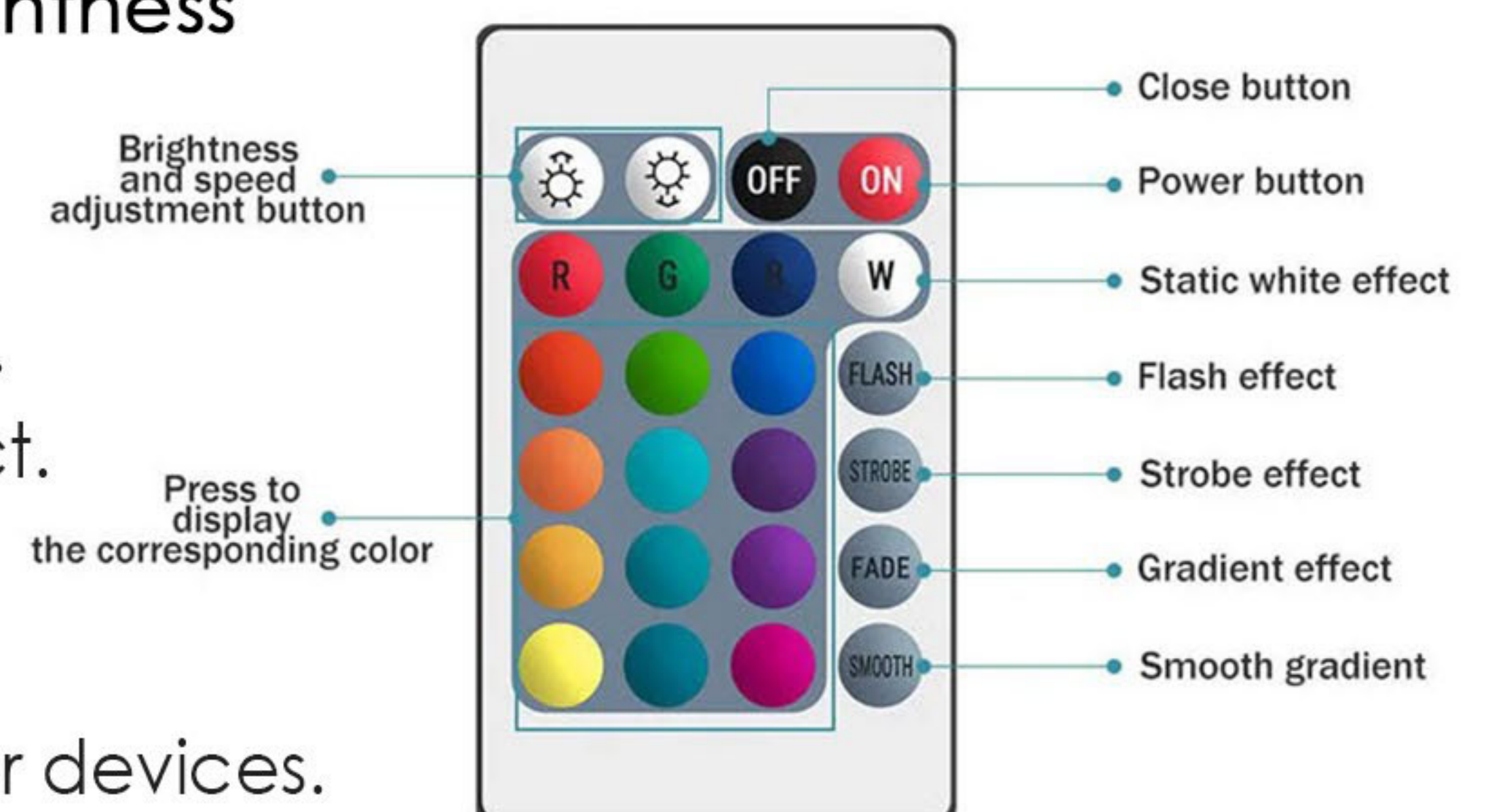
Adjust Brightness



Select from different modes from the icons at the bottom of the app page.

APP TROUBLESHOOTING:

- 1) Reset the app in your smartphone settings and re-open the App.
- 2) Disconnect power from the Control Box for 10 sec and reconnect.
- 3) Ensure that Bluetooth function is enabled on your Smartphone
- 4) Ensure Location Services is turned ON in your phone settings.
- 5) ONE Smartphone can be connected at a time, disconnect other devices.




ORACLE
LIGHTING

www.oraclelights.com

© 2023 ORACLE LIGHTING

4401 Division St.
Metairie, LA 70002
P: 1(800)407-5776
F: 1(800)407-2631



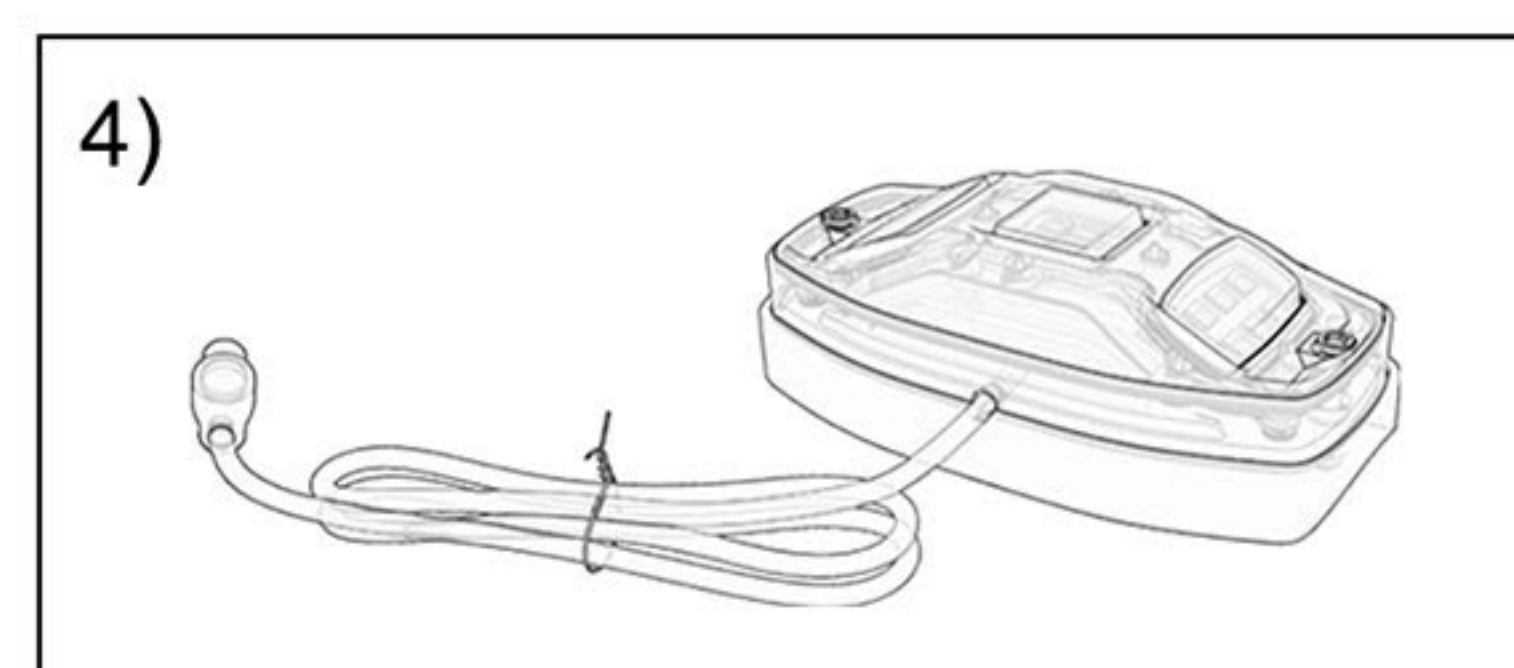
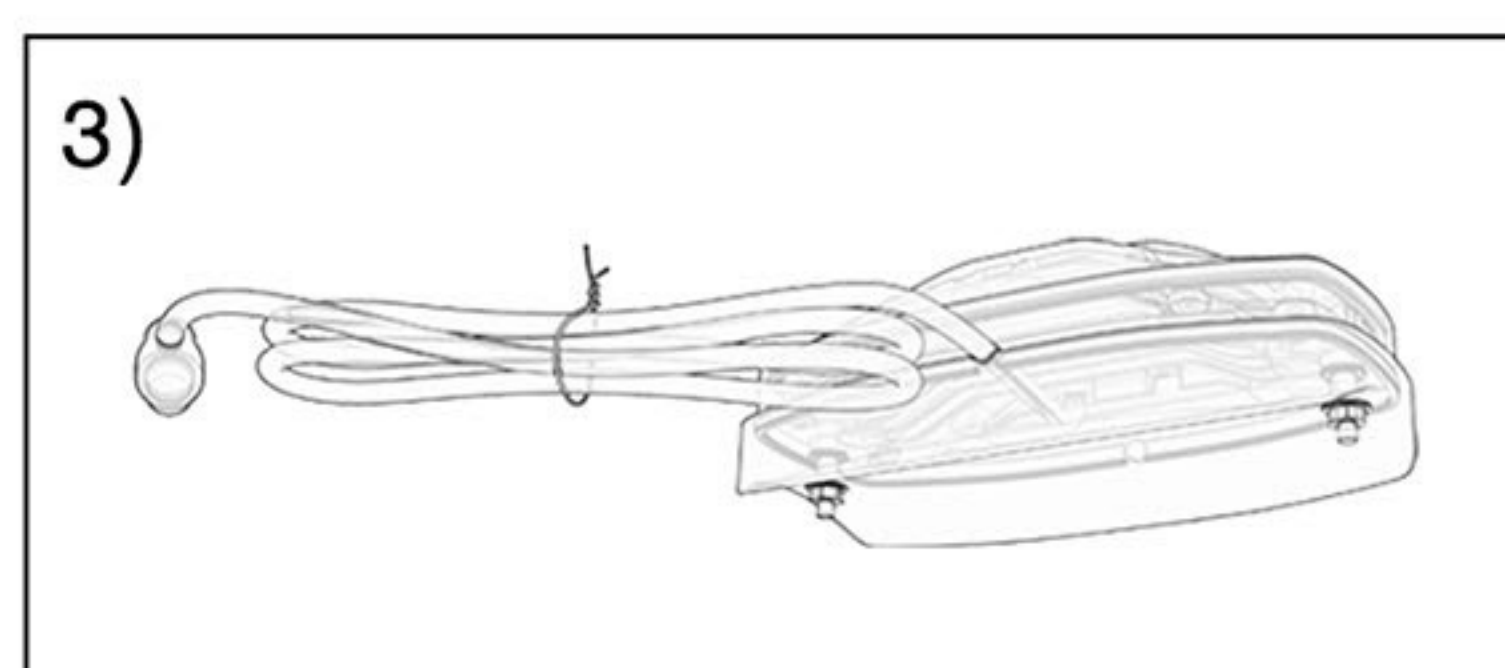
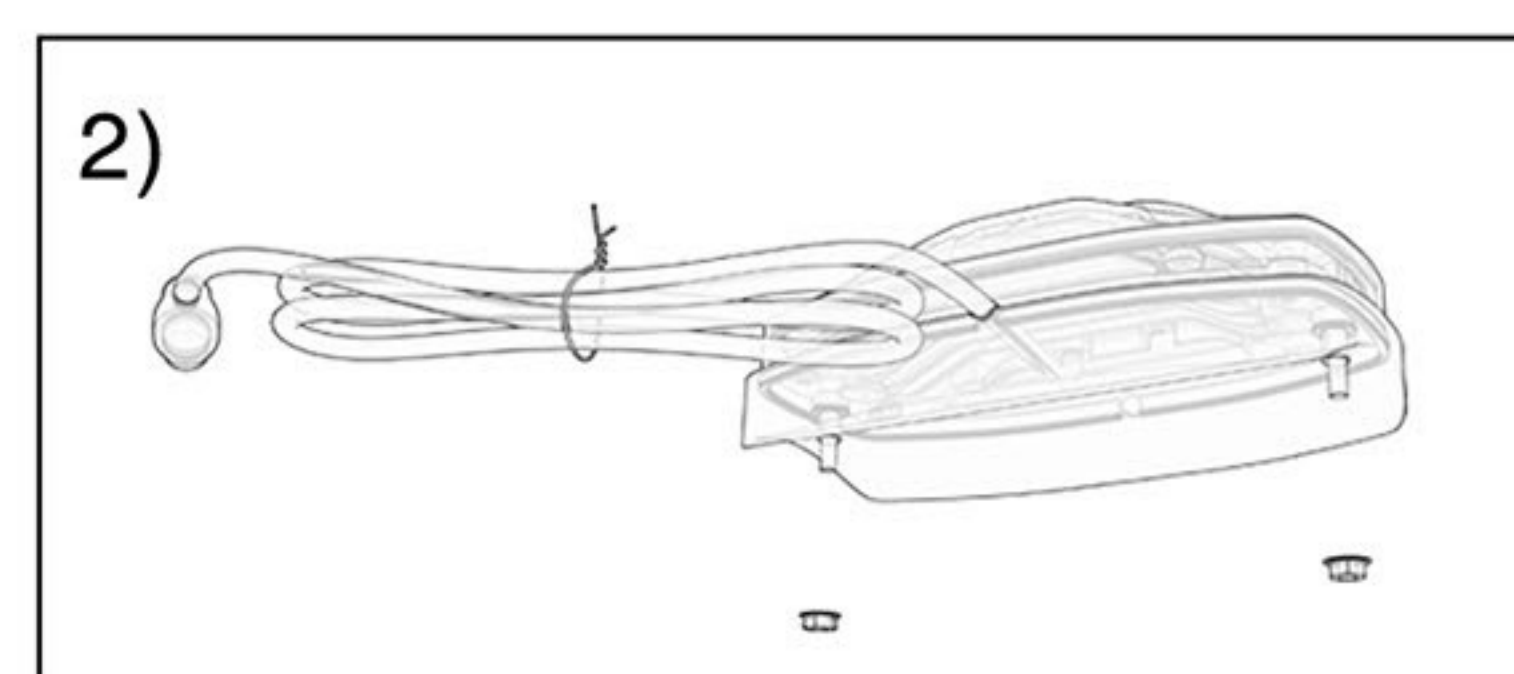
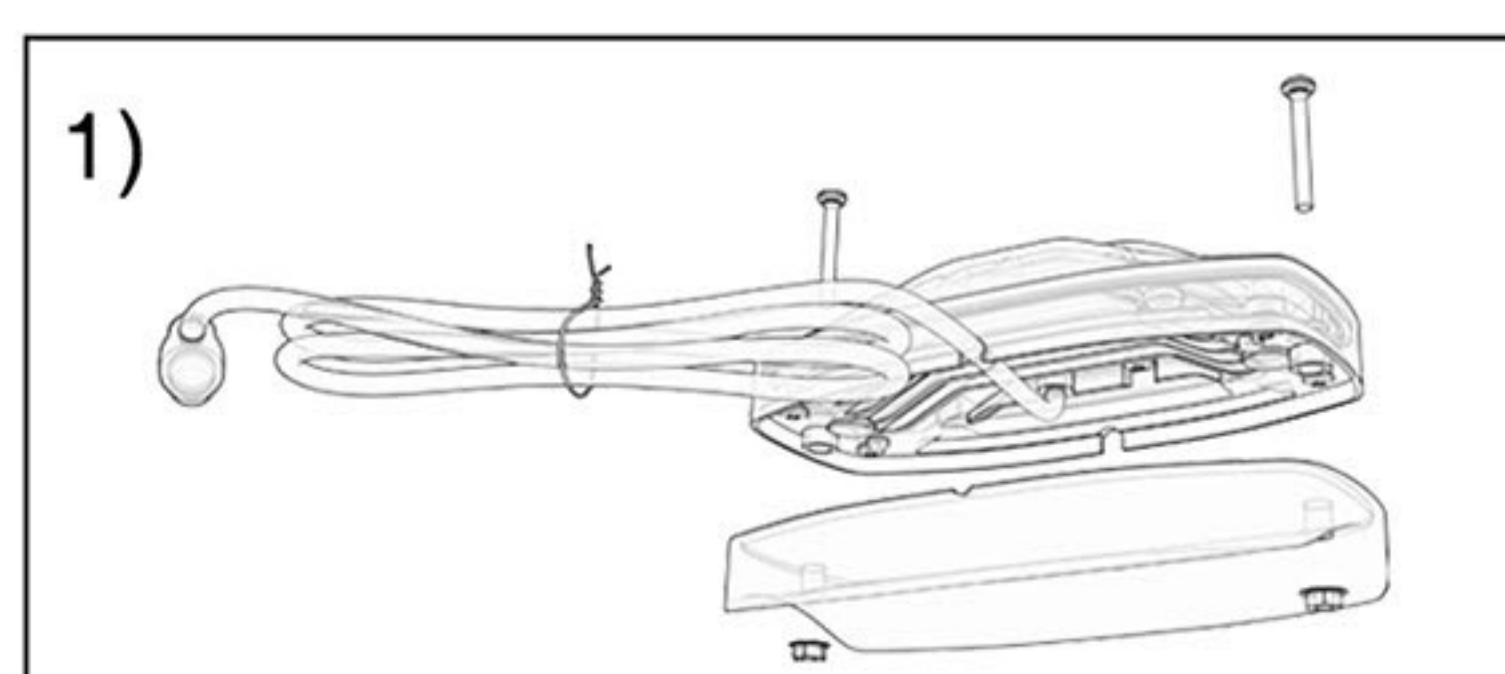
ORACLE LIGHTING

COLORSHIFT® RGB+W WHEEL ROCK LIGHT WIRING GUIDE




DOWNLOAD "COLORSHIFT PRO" APP

ROCK LIGHTS PART# 5895 REV.02.04.2025



• Input Voltage	• DC 9-32V
• Output power	• 2Ax4/2Ax6/2Ax8/2Ax12
• Total brightness level	• 4grade/6grade/8grade/12grade
• Operating tempera	• -20°C~50°C
• IP Grade	• IP68
• Control mode	• APP+Remote Control
• Light emitting mode	• RGBW

STUCK? NEED HELP?



1999 - 2024



HAVE QUESTIONS? WE ARE HERE TO HELP!

PLEASE DO NOT RETURN OR SHIP BACK TO THE STORE

For immediate help with installation, parts,
or additional product information,

Call our toll free number:

1-800-407-5776

or email: INFO@ORACLELIGHTS.COM

Our staff is standing by ready to provide assistance.

Mon - Fri 8:00 AM to 6:00 PM CST
Saturday 9:00 AM to 1:00 PM CST