4331 EUCALYPTUS AVE. ~~ CHINO, CA 91710
909-597-7800 Fax 909-597-7185

FT92023 DRIVESHAFT CARRIER BEARING KIT
FORD F-250/350 SUPER DUTY

PARTS LIST:

Qua	Part #	Description
1	FT30349	Carrier Bearing
2	FT92023i	Instruction Sheet
1	FTREGCARD	Reg Card

TOOL LIST:

- **Assorted Metric & Standard Wrenches & Sockets**

READ ALL INSTRUCTIONS THOROUGHLY FROM START TO FINISH BEFORE BEGINNING INSTALLATION.

THIS KIT CAN ONLY BE USED ON TRUCKS EQUIPPED WITH 2 PIECE DRIVE SHAFTS.

THIS KIT REQUIRES THE USE OF FT419 CARRIER BEARING SHIM KIT

CHECK ALL PARTS INCLUDED IN THIS KIT TO THE PARTS LIST ABOVE BEFORE BEGINNING INSTALLATION OF THE KIT. IF ANY PIECES ARE MISSING, CONTACT FABTECH AT 909-597-7800

INSTRUCTIONS:

1. Disconnect the negative terminal on the battery. Make sure the truck is sitting on level ground. With the front and rear tires blocked, set the emergency brake and place the truck in neutral.

2. With a paint pen make a line from the Transfer Case output flange through to the front half of the drive shaft. Make a second line at the other end of the drive shaft through the carrier bearing and u-joint onto the second half of the two piece drive shaft. SEE PHOTOS BELOW.





3. Remove the four bolts holding the two piece drive shaft together, just behind the carrier bearing. Save the factory hardware. **Support the rear half of the drive shaft with a strap; do not let it hang with out support.**

4. Remove the four bolts connecting the drive shaft to the transfer case. Save the factory hardware.

5. Remove the two bolts securing the drive shaft carrier bearing to the frame cross member.

6. Remove the nut holding the rear yoke to the front half of the drive shaft. Remove the yoke and factory carrier bearing.

7. Locate and install the new FT30349 carrier bearing with the collar facing the rear of the drive shaft. SEE PHOTO BELOW.



8. Re-align the marks on the drive shaft and the yoke and tighten the nut. SEE PHOTO BELOW.



9. Re-align the marks on the front of the drive shaft with the transfer case flange and re-install the factory hardware. SEE PHOTO BELOW.



10. Install required FT419 Carrier Bearing Shim Kit at this time and re-attach carrier bearing to the frame cross member. SEE PHOTOS BELOW AND NEXT COLUMN.

11. Re-align marks on front and rear drive shaft halves and re-attach with factory hardware. SEE PHOTOS BELOW.





RETORQUE ALL NUTS, BOLTS AND LUGS AFTER 50 MILES AND PERIODICALLY THEREAFTER.

For technical assistance call: 909-597-7800

Product Warranty and Warnings-

Fabtech provides a Limited Lifetime Warranty to the original retail purchaser who owns the vehicle, on which the product was originally installed, for defects in workmanship and materials.

The Limited Lifetime Warranty excludes the following Fabtech items; bushings, bump stops, ball joints, tie rod ends, limiting straps, cross shafts, heim joints. These parts are subject to wear and are not considered defective when worn. They are warranted for 60 days from the date of purchase for defects in workmanship.

Take apart shocks are considered a serviceable shock with a one year warranty on leakage only. Service seal kits are available separately for future maintenance. All other shocks are covered under our Limited Lifetime Warranty.

Fabtech does not warrant any product for finish, alterations, modifications and/or installation contrary to Fabtech's instructions. Alterations to the finish of the parts including but not limited to painting, powdercoating, plating and/or welding will void all warranties. Some finish damage may occur to parts during shipping which is considered normal and is not covered under warranty.

Fabtech products are not designed nor intended to be installed on vehicles used in race applications or for racing purposes or for similar activities. (A "RACE" is defined as any contest between two or more vehicles, or any contest of one or more vehicle against the clock, whether or not such contest is for a prize). This warranty does not include coverage for police or taxi vehicles, race vehicles, or vehicles used for government or commercial purposes. Also excluded from this warranty are sales outside of the United States of America.

Installation of most suspension products will raise the center of gravity of the vehicle and will cause the vehicle to handle differently than stock. It may increase the vehicle's susceptibility to a rollover, on road and off road, at all speeds. Extreme care should be taken to operate the vehicle safely at all times to prevent rollover or loss of control resulting in serious injury or death. Fabtech front end Desert Guards may impair the deployment or operation of vehicles equipped with supplemental restraining systems/air bag systems and should not be installed if the vehicle is equipped as so.

Fabtech makes every effort to ensure suspension product compatibility with all vehicles listed in the catalog, but due to unknown auto manufacturers production changes and/or inconstancies by the auto manufacturer, Fabtech cannot be responsible for 100% compatibility, including the fitment of tire and wheel sizes listed. The Tire and Wheel sizes listed in Fabtech's catalog are only a guideline for street driving with noted fender trimming. Fabtech is not responsible for damages to the vehicle's body or tires.

Fabtech's obligation under this warranty is limited to the repair or replacement, at Fabtech option, of the defective product only. All costs of removal, installation or re-installation, freight charges, incidental or consequential damages are expressly excluded from this warranty. Fabtech is not responsible for damages and/or warranty of other vehicle parts related or non related to the installed Fabtech product. This warranty is expressly in lieu of all other warranties expressed or implied. This warranty shall not apply to any product that has been subject to accident, negligence, alteration, abuse or misuse as determined by Fabtech.

Fabtech suspension components must be installed as a complete system including shocks as shown in our current catalog. All warranties will become void if Fabtech parts are combined and/or substituted with other aftermarket suspension products. Combination and/or substitution of other aftermarket suspension parts may cause premature wear and/or product failure resulting in an accident causing injury or death. Fabtech does not warrant products not manufactured by Fabtech.

Installation of Fabtech product may void the vehicles factory warranty; it is the consumer's responsibility to check with their local vehicle's dealer for warranty disposition before the installation of the product.

It is the responsibility of the distributor and/or the retailer to review all warranties and warnings of Fabtech products with the consumer prior to purchase.

Fabtech reserves the right to supercede, discontinue, change the design, finish, part number and, or application of parts when deemed necessary without written notice. Fabtech is not responsible for misprints or typographical errors within the catalog or price sheet.

Instruction Sheet Part #- FT92023i 07/07/08AM